




Self reflection questionnaire:

Preparation

TICON - Teaching creativity online



Think about incorporating creativity already when designing your online lessons

Besides considering didactics, you should factor in a range of practical and learning-related conditions that can be different when teaching online instead of in a classroom.

To figure out how best to prepare – **for an online format** – your lessons that include elements of creativity, try to reflect on the following questions; first some to encourage you to make **general reflections on preparing your online teaching**; then some to make you reflect on **how to incorporate creativity in your online teaching**; and finally some that relates to the **actual preparation of online lessons**.

General reflections on preparing your online teaching

What are the main differences between online and classroom lessons?

Try to list opportunities and challenges seen from both your and your students' point of view.

What does this entail regarding the way you should prepare your online teaching?

Try to prioritize the list of opportunities and challenges according to the importance to students' learning. Then, consider what you can and cannot affect. Finally, choose what you want to focus on while preparing the lesson.

General reflections on preparing your online teaching

How can you best plan the online lesson to ensure students' learning?

Try to think about the rhythm of the lesson in terms of its storyline/progression, including potential peaks (aha moments). This could include considerations of both timing of the various topics of the lesson and time to spend per topic.

How can you ensure a realistic time planning of the lesson?

Try to chunk the content of the lesson, and then prioritize it into need-to-have and nice-to-have. You could convert this into plan A and plan B.

Reflections on incorporating creativity in your online teaching

According to which rationale shall I chose creativity methods?

Try to look at each topic of the lesson and consider which creativity techniques could with advantage be applied. In doing so, consider if and how the technique(s) would improve students' motivation and learning, taking into account what Generation Z would consider to be new and exciting ways of teaching. Consider also which learning styles would be factored in by using the technique(s) during the lesson. Then, when choosing the technique(s), be ambitious but not overly optimistic.

What are the practical implications to you as the instructor of using the chosen creativity technique(s) during an online lesson?

Try to consider your role in facilitating the technique(s) and what you would need to prepare for the lesson.

Reflections on incorporating creativity in your online teaching

What are the technology requirements for using the chosen creativity technique(s)?

Try to run a test to see if the online teaching platform (such as Teams, Zoom etc.) accommodates the preferred use of the chosen technique(s). If not, consider either the choice of platform, how to resolve any of the technical aspects or how to revise the way of applying the technique(s) during the lesson. In case of the latter, consider also if the technique(s) still live up to your ambitions for students' motivation and learning.


How can you ensure a realistic time planning of the lesson now that creativity technique(s) are involved?

Try to prioritize the lesson into need-to-have and nice-to-have. You could convert this into plan A and plan B (use for example only one and not two techniques in case there is no more time).

Actual preparation of the online lesson


How do you prepare the online “learning space”?

Try to set up the online teaching platform in a way so that it enables that you apply the chosen creativity technique(s) during the lesson. Then, ask someone to test it by acting as a student entering the learning space where you are the facilitating teacher.



How do you prepare the students for the creativity technique(s)?

Try to imagine, based on the input from the test of the setup, if students should be informed about something in advance. Moreover, consider if the students should get the information/instructions before the lesson – and how soon – or during the lesson. In doing so, factor in that, overall, Generation Z already has good technological knowledge and technical skills.



Actual preparation of the online lesson

How do you prepare the lesson so that it in an expedient way includes the chosen creativity technique(s)?

Based on the already planned content and progression of the lesson, try to draft the inclusion of the chosen creativity technique(s). Based on this, (re)consider your plan A and plan B for conducting the lesson.

How do you seek to ensure students' presence?

Try to imagine how you, as an instructor separated in space and maybe time from your students, can accommodate a good learning environment characterized not by students being physically present in the same room, but still by their social and intellectual presence – and in what way the use of the chosen creativity technique(s) can help you to achieve this.